



SET A COURSE FOR CHANGE™

College of Management and Human Potential

Demonstrating Accountability, Transparency, and Assessment (DATA)

Student Demographics, Headcount, and Graduates

Table of Contents

College of Management
and Human Potential

Program-Specific Data

Student Population and Demographics	Page 3
BS in Business Administration	Pages 4
BS in Information Technology	Pages 5-6
Master of Business Administration (MBA)	Page 7-8
Master of Healthcare Administration (MHA)	Pages 9-12
MS in Project Management	Pages 13-14
Doctor of Business Administration (DBA)	Pages 15
PhD in Management	Pages 16

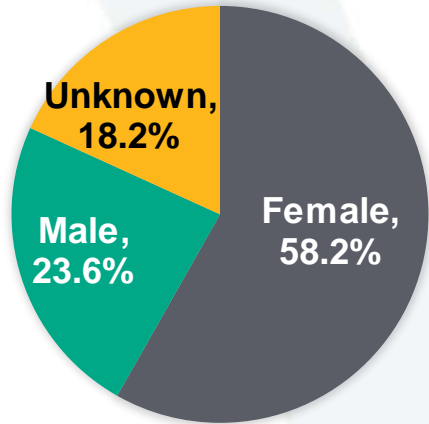
*Please note that the data in this presentation reflects only Walden University's
College of Management and Human Potential.*

STUDENT POPULATION AND DEMOGRAPHICS

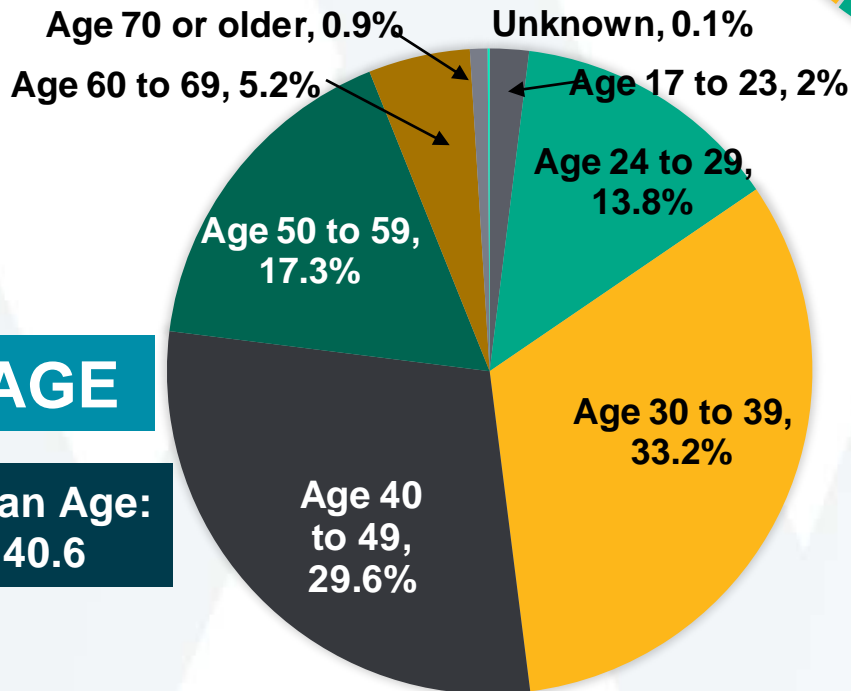

(College of Management and Human Potential)

Source: Walden University's Office of Institutional Effectiveness.
Data reported as of Winter 2022.

GENDER



DEGREE LEVEL



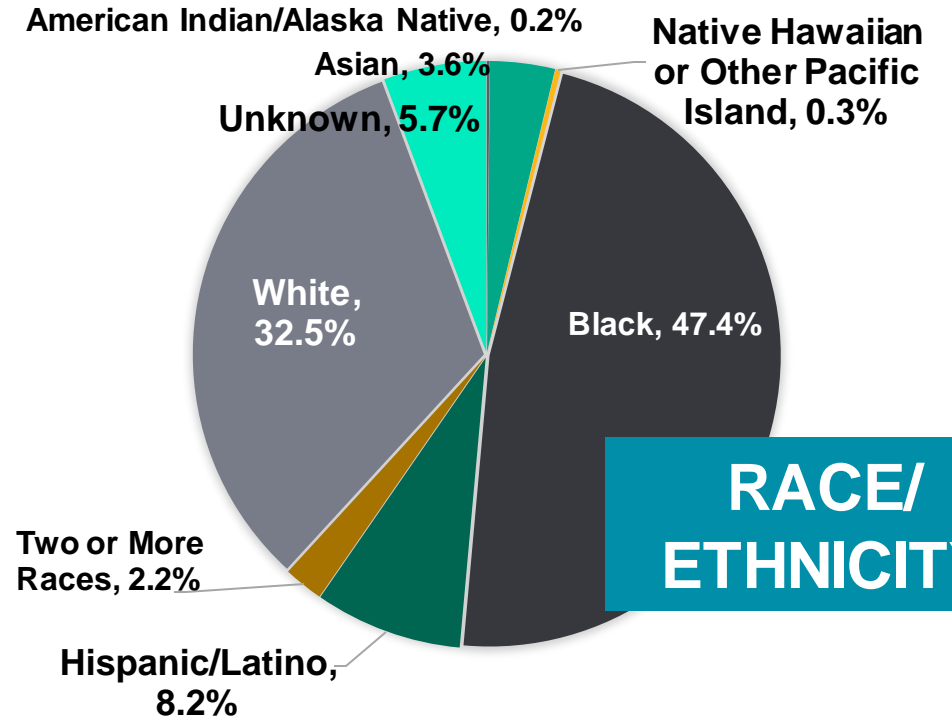
AGE

Mean Age:
40.6

First Generation



32.6%



RACE/ ETHNICITY

BS IN BUSINESS ADMINISTRATION

Headcount by Term and Concentration

Course-Based

CONCENTRATIONS	General	Management	HR Mgt	Healthcare Mgt	Marketing	Accounting	Small Bus Mgt.	Finance	Information Systems	Competency- Based (CBE)
Fall 2022	243	49	55	38	26	35	34	20	14	154

Number of Graduates by Academic Year (AY) 2021-2022

	Course-Based	Competency-Based (CBE)
#Grads <small>*Number that graduated in latest academic year, not cohort.</small>	140	N/A <small>(new program)</small>
Mean Time to Degree	3.04 years	N/A <small>(new program)</small>

“The first person I talked to at Walden cared about me as a person. I wasn’t just a student or a number in a system to him. I got a really warm feeling about Walden from that moment on.”

Derrick Carter


Walden University
BS in Business Administration
Master of Business Administration
Doctor of Education



BS in Information Technology

Headcount by Term and Concentration

BS in Information Technology Headcount by Term and Concentration (no longer accepting new enrollments)

CONCENTRATIONS 	Cyber Security	Network Admin	Self-Designed	Database Admin
Fall 2019	44	28	10	10
Winter 2019	49	23	9	8
Spring 2020	36	25	10	14
Summer 2020	35	24	13	16
Fall 2020	36	29	13	13
Winter 2020	33	24	11	9
Spring 2021	30	21	15	11
Summer 2021	28	22	8	7
Fall 2021	31	24	14	10
Winter 2021	22	21	9	5
Spring 2022	21	19	8	4
Summer 2022	16	11	7	4
Fall 2022	15	12	5	4
Winter 2022	11	12	3	2

BS in Information Technology

Graduates and
Mean Time to Degree

Number of Graduates by Academic Year (AY) 2021-2022

(no longer accepting new enrollments)

#Grads

*Number that graduated in latest academic year, not cohort.

11

Mean Time to Degree

3.81 years

“Studying with Walden makes me more serious, more focused, more determined, and more passionate. I learned to discipline myself.”

Onuh Victoria
BS in Information Technology Graduate



Master of Business Administration (MBA)

Headcount by Term and Concentration

Course-Based

CONCENTRATIONS →	General	Healthcare Mgt	Project Mgt	Human Resource Mgt	Self-Designed
Fall 2022	220	70	56	44	44

Competency-Based

CONCENTRATIONS →	General	Project Mgt	Healthcare Mgt
Fall 2022	117	9	8
Winter 2022	118	5	8

“Walden has opened my eyes to global social change. I had seen the world around me through a perspective that was only local. Now I want to spread positive social change globally.”



Toni Dixon
Walden University
Master of Business Administration

Master of Business Administration (MBA)

Graduates and Mean Time to Degree

Number of Graduates by Academic Year (AY) 2021-2022

	Course-Based	CBE
#Grads *Number that graduated in latest academic year, not cohort.	246	39
Mean Time to Degree	2.20 years	2.39 years

“

I enjoyed being a student at Walden. It taught me that **I can do anything I put my mind to.**

NANCY HALL-ADAMS '17
MASTER OF BUSINESS ADMINISTRATION (MBA) GRADUATE
MELBOURNE, FLORIDA

Master of Healthcare Administration (MHA)

Mission, Vision, and Candidate Status

Mission

The Walden MHA program mission is to provide a diverse array of mid-career professionals with the ability and opportunity to successfully navigate education, as well as to advance careers, skills, and knowledge, in order to adapt to the ever-changing landscape of healthcare leadership. This is accomplished by the dedication and commitment to the students' professional success and progressive online education by the MHA program and leadership.

Vision

The vision of the Walden MHA program is to provide an outstanding online healthcare administration program that is nationally recognized for its positive social change efforts.


Candidate Status

Walden University's Master of Healthcare Administration (MHA) program has received *Candidate Status* from the Commission on Accreditation of Healthcare Management Education (CAHME), the only recognized national organization that grants accreditation to Healthcare Administration Management programs. This is the first step in a several years process, leading up to, and potentially achieving accreditation status for the MHA academic program.

Declaration: *Candidate status is an indication that a program in healthcare management has voluntarily committed to participate in a plan of self-improvement and is actively progressing toward the status of accreditation. Candidate status is not accredited status and does not guarantee eventual accredited status.*

Master of Healthcare Administration (MHA)

Headcount by Term and Concentration (Course-Based)

CONCENTRATIONS 	General	Leadership & Org. Development	Population Health (no longer accepting new enrollments)	Systems & Policy (no longer accepting new enrollments)	Social Entrepreneurship & Innovation (no longer accepting new enrollments)
Fall 2018	597	57	20	16	1
Winter 2018	544	52	22	16	5
Spring 2019	499	54	24	14	3
Summer 2019	419	48	21	10	3
Fall 2019	421	49	16	12	6
Winter 2019	379	42	17	11	4
Spring 2020	353	43	22	13	3
Summer 2020	300	36	22	9	6
Fall 2020	290	27	21	9	6
Winter 2020	271	22	19	6	3
Spring 2021	261	26	20	7	4
Summer 2021	226	22	16	11	5
Fall 2021	195	19	20	8	3
Winter 2021	170	22	13	9	3
Spring 2022	174	20	18	14	1
Summer 2022	149	17	13	13	1
Fall 2022	154	17	12	10	--
Winter 2022	124	18	10	5	--

Master of Healthcare Administration (MHA)

Headcount by Term and Concentration (Competency-Based)

Fall 2018	597
Winter 2018	544
Spring 2019	499
Summer 2019	419
Fall 2019	421
Winter 2019	379
Spring 2020	353
Summer 2020	300
Fall 2020	290

Winter 2020	271
Spring 2021	261
Summer 2021	226
Fall 2021	195
Winter 2021	170
Spring 2022	174
Summer 2022	149
Fall 2022	154
Winter 2022	124

“I loved the cultural differences of learning with people from all over the world, but also loved that we were all there for the same reason: to learn more and lead better.”

Darlene Morocco, Master of Healthcare Administration (MHA) Graduate



Master of Healthcare Administration (MHA)

Graduates and Mean Time to Degree



“I did some research and was impressed with Walden’s commitment to social change. It fit into my own belief that to be able to influence an entire health system, you must be in the room where the decisions are being made. To do that, you need to equip yourself to get there.”

Dr. Vonetta George
Master of Healthcare Administration

Number of Graduates by Academic Year (AY) 2021-2022

	Course-Based	CBE
#Grads *Number that graduated in latest academic year, not cohort.	114	48
Mean Time to Degree	2.4 years	2.38 years

Additional Information from the July 2021-June 2022 Academic Year (AY)¹

Retention rate for the last graduating class or academic year (7/2021 – 6/2022)	53%²
Percent of these students employed within 90 days of graduation (7/2021 – 6/2022)	N/A
Full and Part-Time Students (7/2021 – 6/2022)	FT: 477 PT: 249
Number of Graduates (7/2021 – 6/2022)	173

¹CAHME Annual Program Survey 2021 - 2022

²Calculated as number of students enrolled in second term divided by the number of those who were also enrolled in the first term.

MS in Project Management

“

I decided to become an Alumni Ambassador because I wanted to **continue being an agent of positive social change** and represent what Walden University stands for.

EDWARD AGBAI '15 '18
MS IN PROJECT MANAGEMENT GRADUATE
PHD IN MANAGEMENT GRADUATE



WALDEN
UNIVERSITY

MS in Project Management

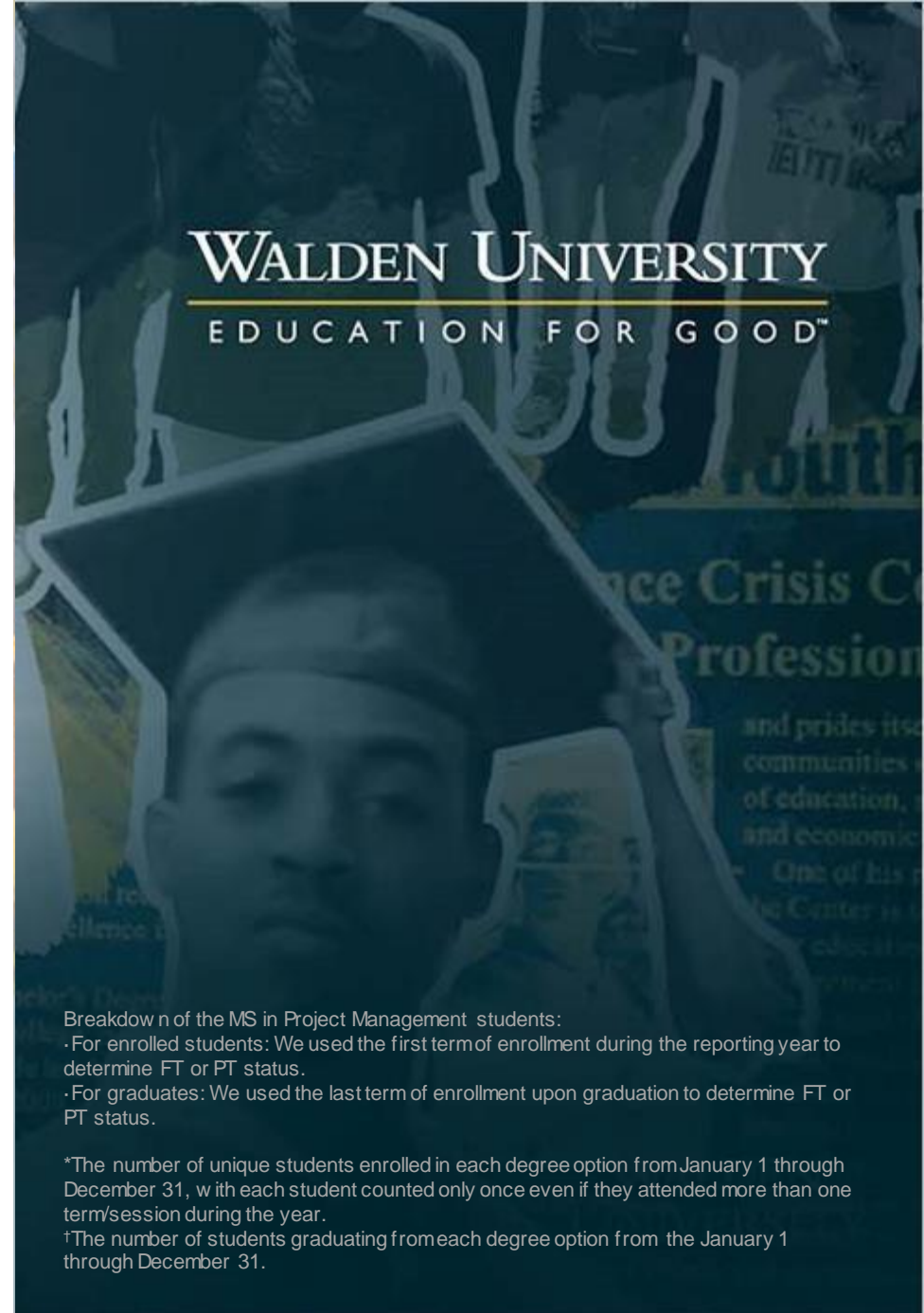
(no longer accepting new enrollments)

Enrolled Students / Annual Enrollment*

MS in Project Management Enrolled Students				
Enrollment				
First Term Status	2019	2020	2021	2022
FT	63	61	37	11
PT	60	28	15	4
Grand Total	123	89	52	15
Enrollment				
First Term Status	2019	2020	2021	2022
FT	51%	69%	71%	73%
PT	49%	31%	29%	27%
Grand Total	100%	100%	100%	100%

Graduated Students / Annual Graduates†

MS in Project Management Graduated Students				
Graduates				
Status	2019	2020	2021	2022
FT	19	13	18	6
PT	12	15	5	7
Grand Total	31	28	23	13
Graduates				
Status	2019	2020	2021	2022
FT	61%	46%	78%	46%
PT	39%	54%	22%	54%
Grand Total	100%	100%	100%	100%



Doctor of Business Administration (DBA)

Headcount by Term and Concentration

CONCENTRATIONS ➔	Leadership	Self-Designed	Human Resource Mgt	Healthcare Mgt	Project Mgt	Entrepreneurship	Finance	International Business	Information Systems Mgt	Marketing	Accounting
Fall 2022	195	213	91	89	66	63	45	46	61	40	45

Number of Graduates by Academic Year (AY) 2021-2022 & Mean Time to Graduation

#Grads

*Number that graduated in latest academic year, not cohort.

238

Mean Time to Degree

5.60 years

“

My doctoral journey was amazing, and now as I reflect over the years, I am grateful to have accepted the challenges that were before me.

FREDRICK MURPHY '17
DOCTOR OF BUSINESS ADMINISTRATION (DBA) GRADUATE



PhD in Management

Headcount by Term and Concentration

CONCENTRATIONS →	Self-Designed	Leadership and Org Strategy	Information Systems Mgt	Human Resource Mgt	21 st Century Finance	General	Org Design & Innovation
Fall 2022	73	73	50	35	20	12	7

Number of Graduates by Academic Year (AY) 2021-2022 & Mean Time to Graduation

#Grads

*Number that graduated in latest academic year, not cohort.

63

Mean Time to Degree

6.82 years

“During my time at Walden, I was promoted to plant manager at one of my company’s worst-performing plants. Using my experience and lessons learned at Walden, I was able to turn the plant around to be one of the best in the company.”



Allen Cam

PhD in Management Graduate
College of Management and Human Potential