

# Demonstrating Accountability, Transparency, and Assessment (DATA)

## Part III: Student and Faculty Data

The Richard W. Riley  
College of Education and Leadership

# TABLE OF CONTENTS:

---

<b>Part I: Student Demographics and Satisfaction Survey Data</b>	Page 3
Student Population and Demographics	Page 4
Student Satisfaction	Page 5
Student Likelihood of Recommending Walden	Page 6
<b>Part II: Faculty Survey Data</b>	Page 7
Faculty Satisfaction	Page 8
Faculty Likelihood of Recommending	Page 9

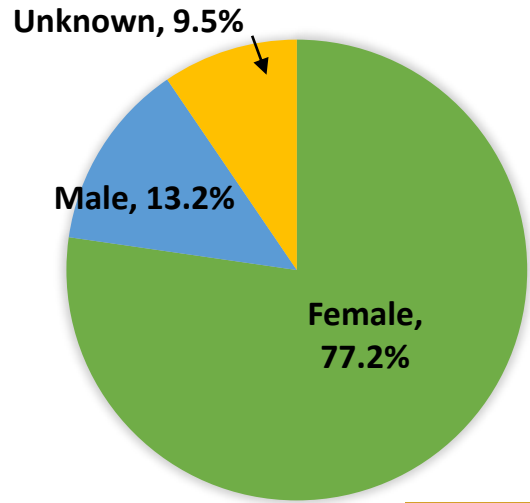




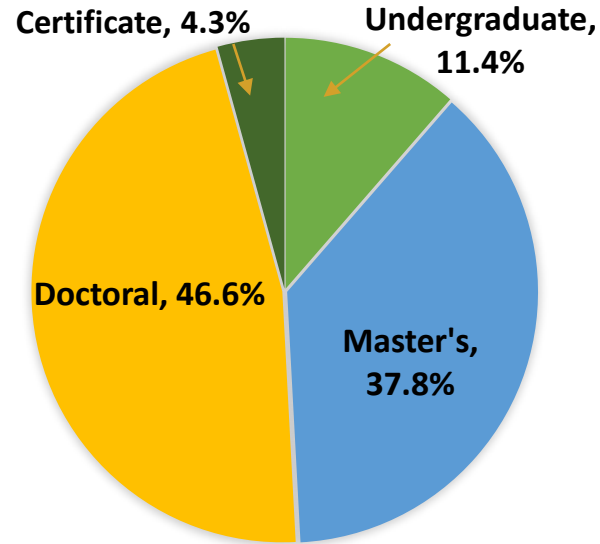
A blurred, warm-toned background image showing a large group of people, likely students, in a crowded setting. The image is out of focus, emphasizing the overall atmosphere of a busy campus.

# **PART I: Student Demographics and Satisfaction Survey Data**

## GENDER



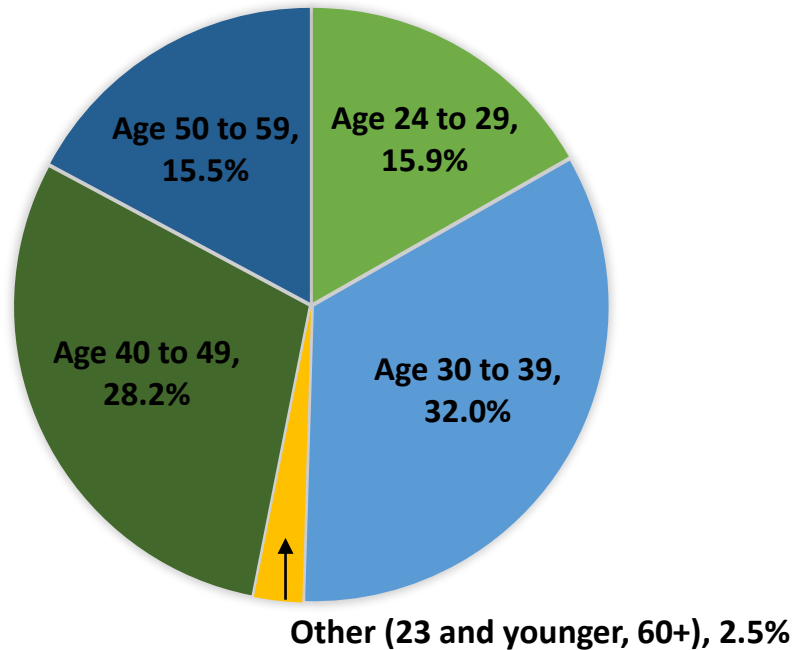
## DEGREE LEVEL



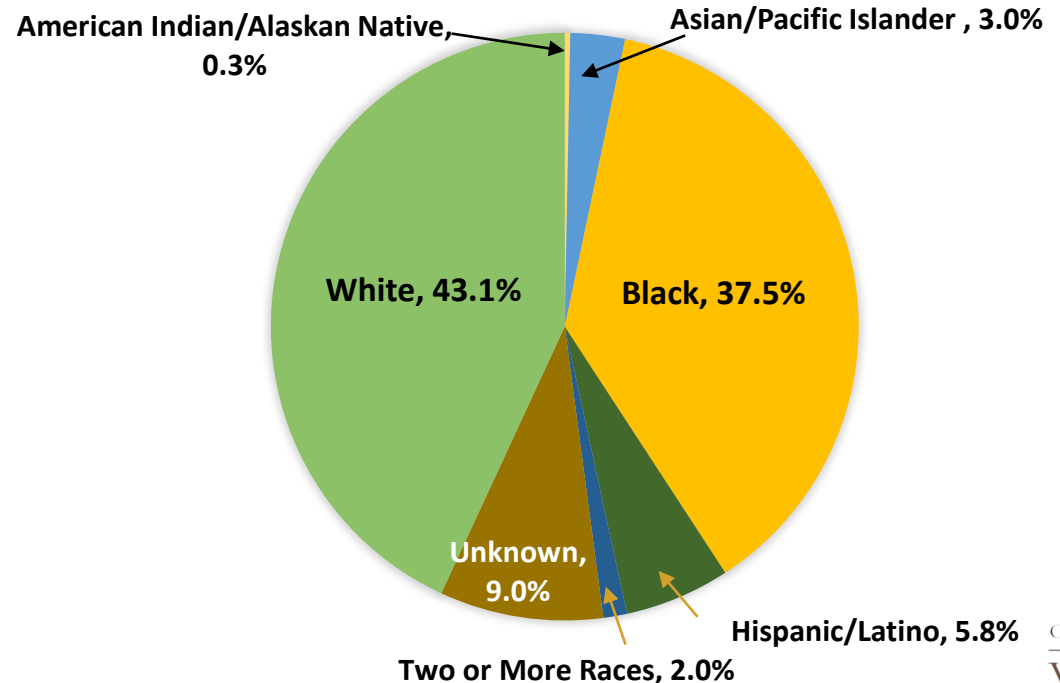
# STUDENT POPULATION AND DEMOGRAPHICS (College of Education)

Source: Walden University's Office of Institutional Effectiveness, Research and Accreditation. Data reported as of Fall 2019. (N=6,113)

## AGE



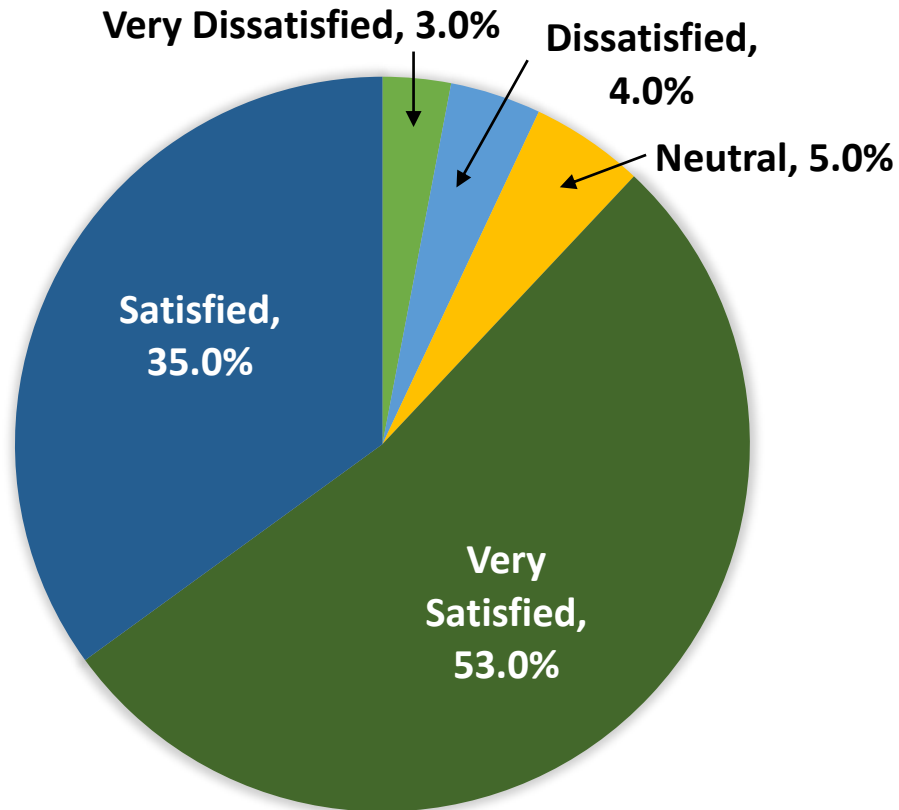
## RACE/ETHNICITY



# STUDENT SATISFACTION

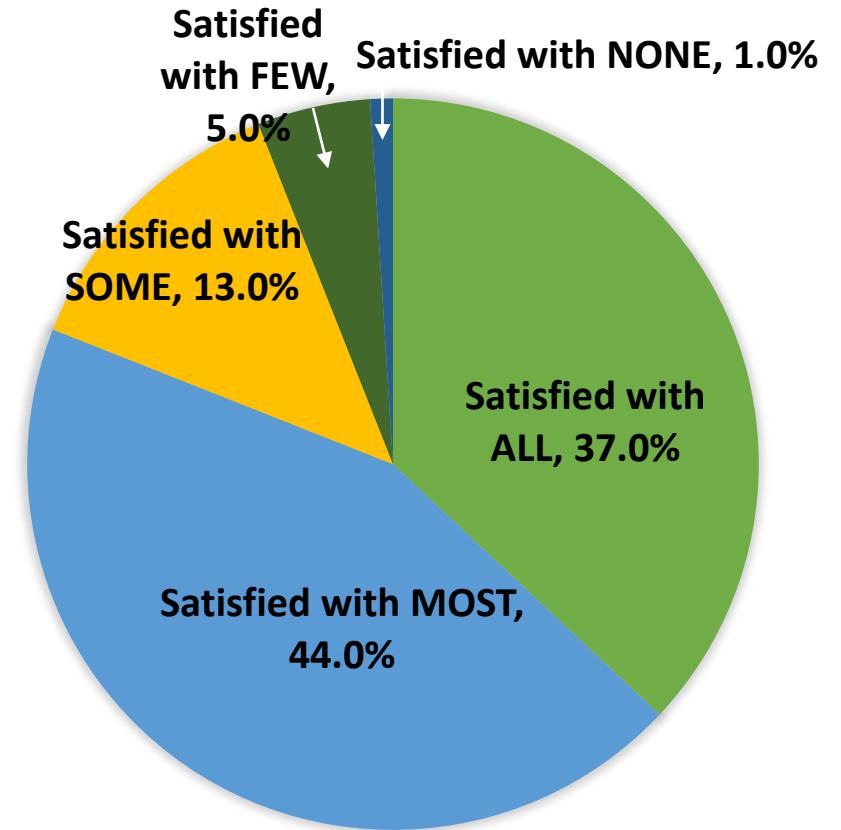
## OVERALL SATISFACTION

Q: How satisfied are you with Walden overall?



## SATISFACTION WITH FACULTY

Q: Which of the following statements describes your satisfaction with Walden professors?

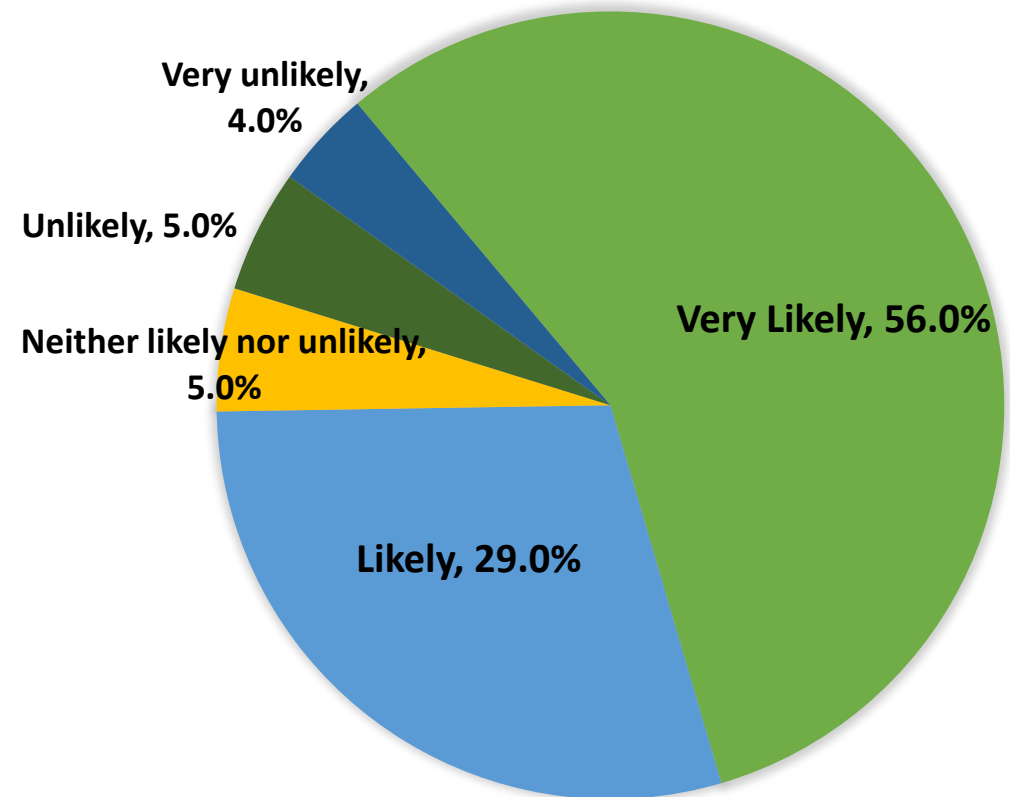


Source: 2019 Student Satisfaction Survey was administered as a web-based survey to all students currently enrolled in courses in the Fall of 2019. A total of 1,773 students enrolled in programs in the Riley College of Education and Leadership (RCoEL) completed the survey for a college response rate of 11.3%. Number of RCoEL respondents to these questions: 1,755 and 1,644, respectively.

# STUDENT LIKELIHOOD OF RECOMMENDING

## LIKELIHOOD OF RECOMMENDING

Q: How likely are you to recommend Walden University to others?



Source: 2019 Student Satisfaction Survey was administered as a web-based survey to all students currently enrolled in courses in the Fall of 2019. A total of 1,773 students enrolled in programs in the Riley College of Education and Leadership (RCoEL) completed the survey for a college response rate of 11.3%. Number of RCoEL respondents to this question: 1,749.

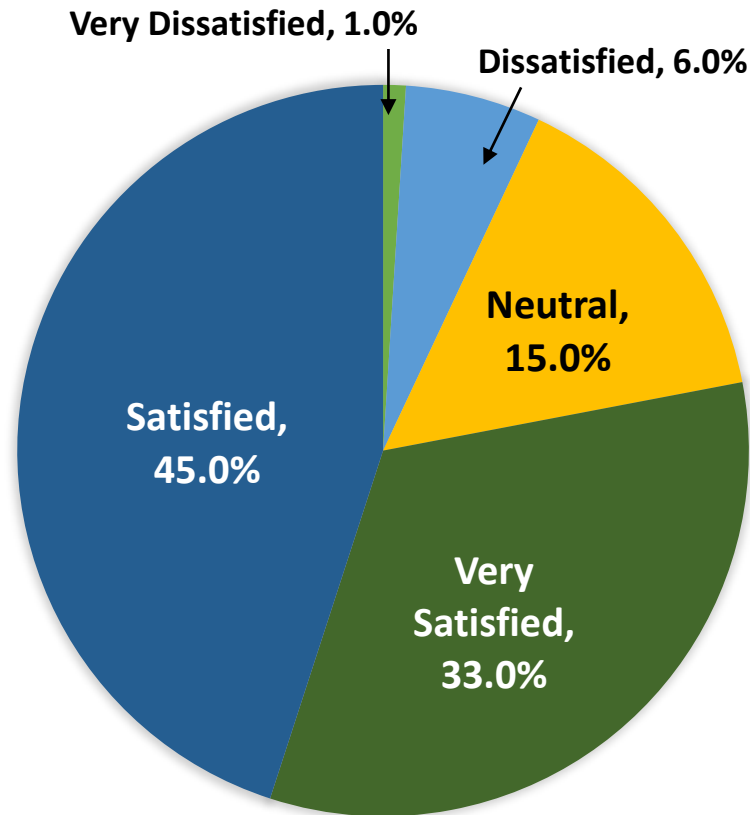


# **PART II: Faculty Survey Data**

# FACULTY SATISFACTION

## OVERALL SATISFACTION

Q: Overall, how satisfied are you as a faculty member at Walden?





# FACULTY LIKELIHOOD OF RECOMMENDING

LIKELIHOOD OF RECOMMENDING  
Q: How likely are you to recommend working at Walden University to a colleague?

