

Demonstrating Accountability, Transparency, and Assessment (DATA)

College of Management and Technology

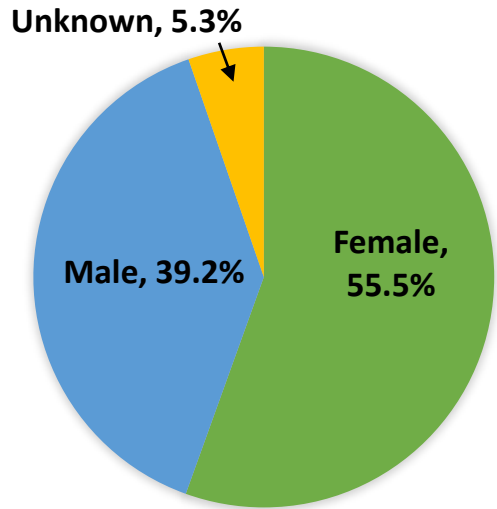
TABLE OF CONTENTS

The Walden Experience and Satisfaction Ratings

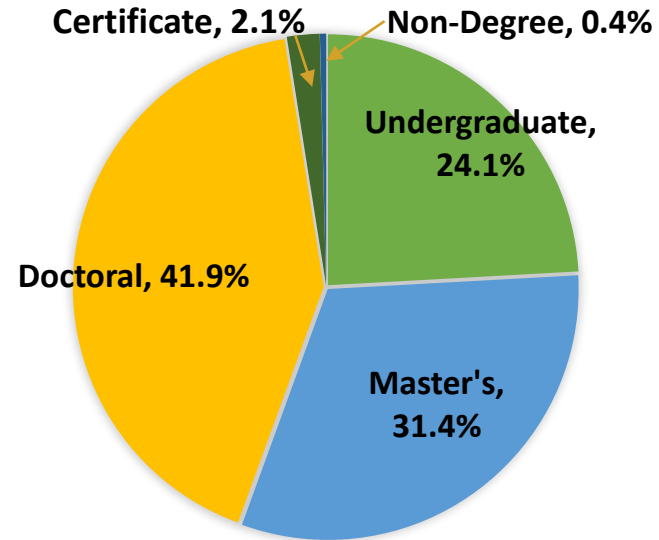
Student Population and Demographics	Page 3
Student Satisfaction	Pages 4–5
Student Likelihood of Recommending Walden	Page 6
Alumni Satisfaction	Page 7
Alumni Professional Impact of Earning a Degree	Page 8
Alumni Publications	Page 9
Alumni Effecting Positive Social Change & Volunteerism	Page 10
Alumni Likelihood of Recommending Walden	Page 11
Alumni on Professional Skills Abilities	Page 12
Faculty Satisfaction	Page 13
Employers on Walden	Page 14
Employers on Professional Skills Improvement	Page 15



GENDER



DEGREE LEVEL

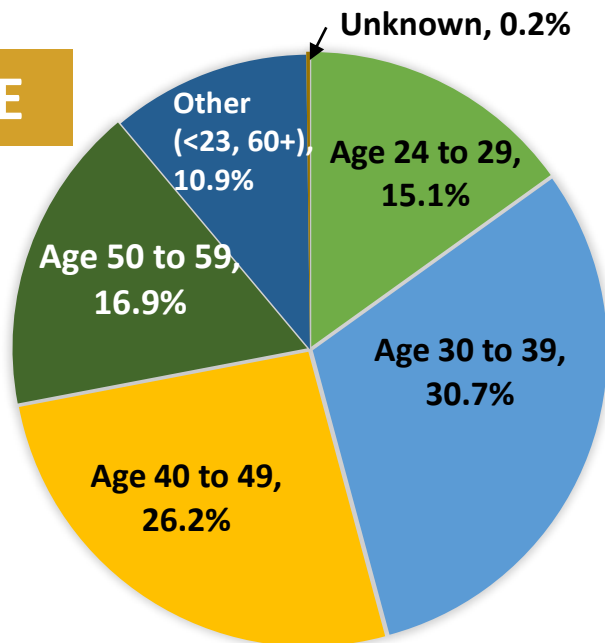


STUDENT POPULATION AND DEMOGRAPHICS

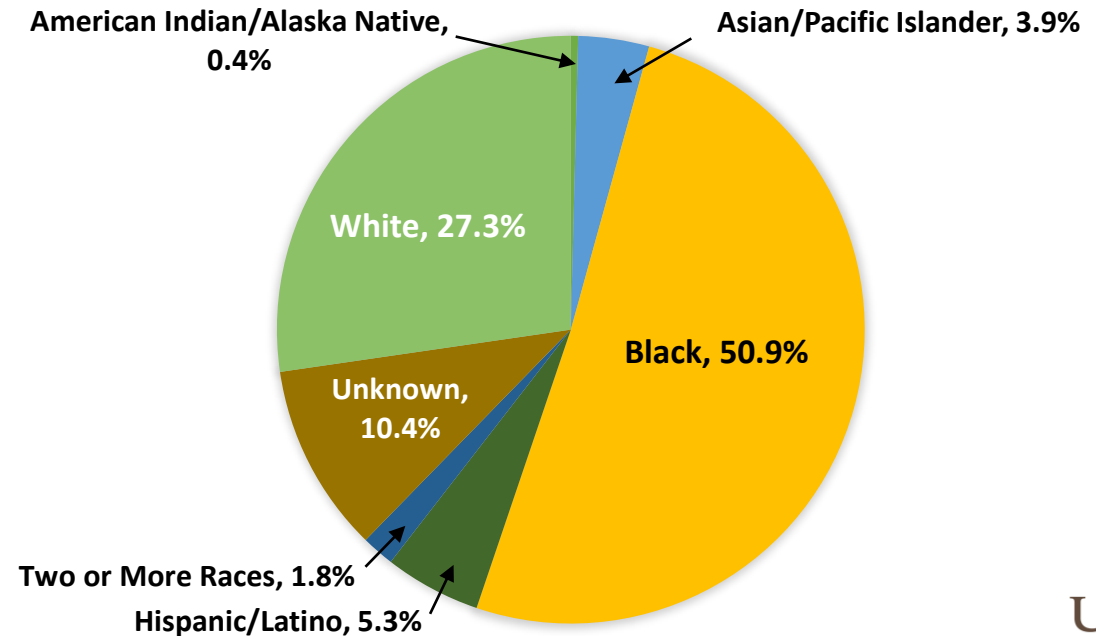
(College of Management and Technology)

Source: Walden University's Office of Institutional Research and Assessment. Data reported as of Fall 2018. The number of overall respondents was 50,360, and 6,911 were from the College of Management and Technology.

AGE



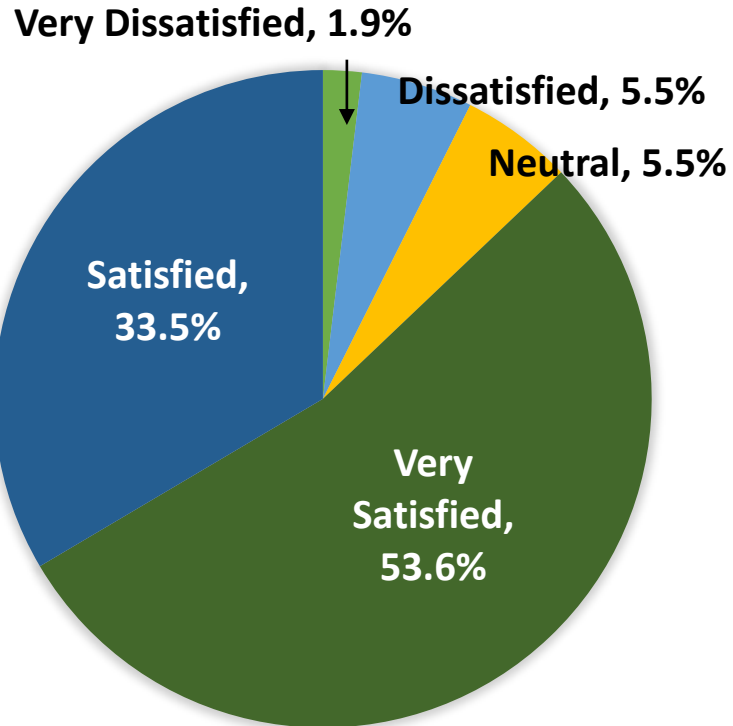
RACE/ETHNICITY



STUDENT SATISFACTION: College of Management and Technology

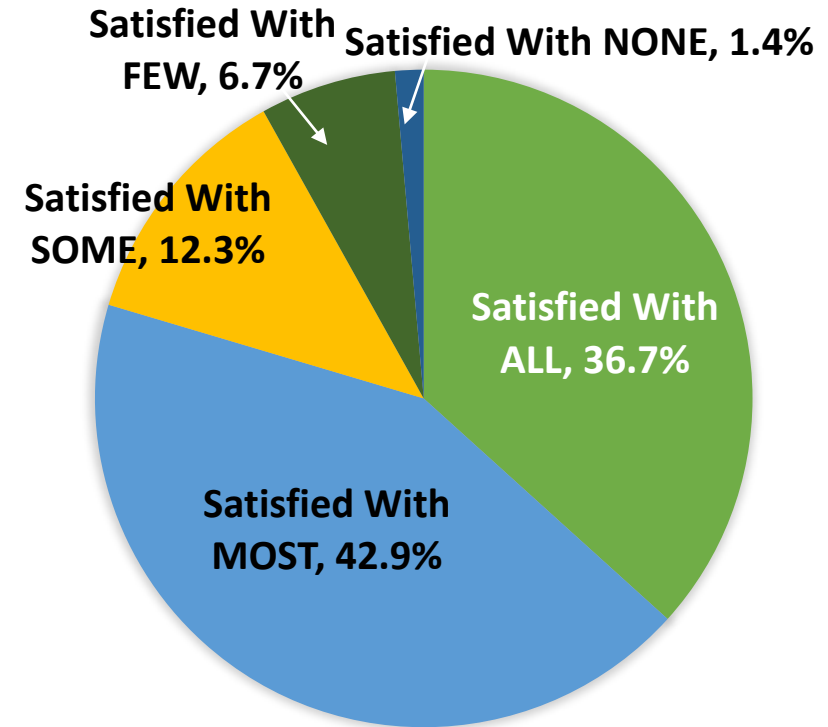
OVERALL SATISFACTION

Q: How satisfied are you with Walden overall?



SATISFACTION WITH FACULTY

Q: Which of the following statements best describes your overall satisfaction with Walden professors?



Source: The 2018 Student Satisfaction Survey was administered as a web-based survey to all students currently enrolled in courses in the fall of 2018. 11,484 students completed the survey for a response rate of 23.4%. Number of respondents to this question: 11,342 overall and 1,190 within the College of Management and Technology.

Source: The 2018 Student Satisfaction Survey was administered as a web-based survey to all students enrolled in courses in the fall of 2018. 11,484 students completed the survey for a response rate of 23.4%. Number of respondents to this question: 10,937 overall and 1,122 within the College of Management and Technology.

STUDENT SATISFACTION: Program Specific

OVERALL SATISFACTION

Q: How satisfied are you with Walden overall?

	Very Satisfied	Satisfied	Neutral	Dissatisfied	Very Dissatisfied
BS in Information Technology	48.0%	32.0%	0%	16.0%	4.0%
BS in Accounting	80.0%	20.0%	0%	0%	0%
BS in Business Administration	64.5%	25.8%	5.6%	2.4%	1.6%
MS in Accounting	62.5%	12.5%	6.3%	12.5%	6.3%
Master of Business Administration	67.6%	24.6%	4.9%	2.1%	0.7%
MS in Project Management	68.8%	25.0%	6.3%	0%	0%
Doctor of Business Administration	44.4%	39.4%	6.9%	6.7%	2.7%
PhD in Management	52.9%	33.0%	4.9%	6.3%	2.9%

5 Source: The 2018 Student Satisfaction Survey was administered as a web-based survey to all students currently enrolled in courses in the fall of 2018. 11,484 students completed the survey for a response rate of 23.4%. Number of respondents to this question: 11,342 overall and 1,190 within the College of Management and Technology. Respondents per program range from 15 to 523.

SATISFACTION WITH FACULTY

Q: How satisfied are you with Walden professors?

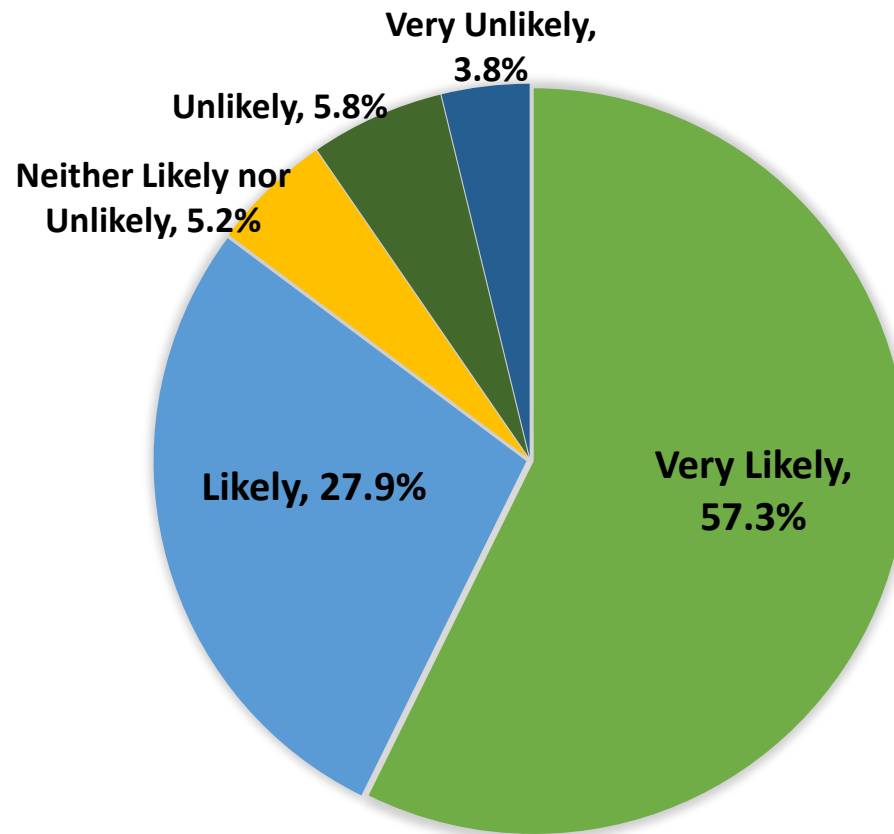
	Satisfied With ALL	Satisfied With MOST	Satisfied With SOME	Satisfied With a FEW	Satisfied With NONE
BS in Information Technology	28.0%	44.0%	12.0%	12.0%	4.0%
BS in Accounting	42.9%	35.7%	14.3%	0%	7.1%
BS in Business Administration	47.5%	32.5%	13.3%	5.8%	0.8%
MS in Accounting	37.5%	31.3%	25.0%	6.3%	0.0%
Master of Business Administration	44.5%	40.1%	7.3%	6.6%	1.5%
MS in Project Management	25.0%	50.0%	18.8%	6.3%	0%
Doctor of Business Administration	28.9%	48.8%	14.1%	7.2%	1.0%
PhD in Management	31.4%	45.1%	14.7%	14.7%	1.0%

Source: The 2018 Student Satisfaction Survey was administered as a web-based survey to all students currently enrolled in courses in the fall of 2018. 11,484 students completed the survey for a response rate of 23.4%. Number of respondents to this question: 10,937 overall and 1,122 within the College of Management and Technology. Respondents per program range from 14 to 512.

STUDENT LIKELIHOOD OF RECOMMENDING WALDEN

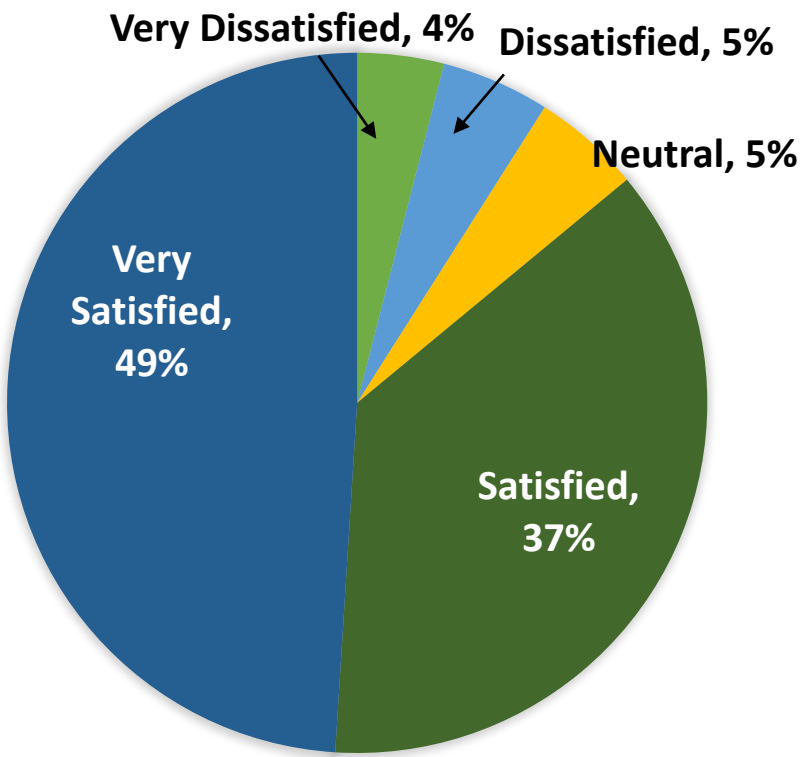
LIKELIHOOD OF RECOMMENDING

Q: How likely are you to recommend Walden University to others?

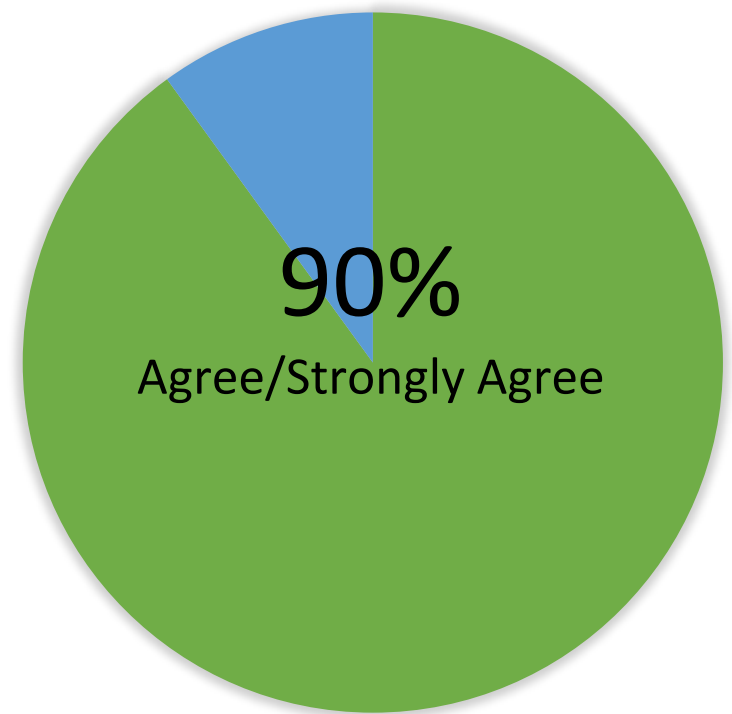


ALUMNI SATISFACTION

OVERALL SATISFACTION
Q: How satisfied are you with Walden overall?



SATISFACTION WITH CURRICULUM
Q: Please indicate your level of agreement with the following statement about the quality of instruction at Walden: The Walden curriculum was relevant to my work.

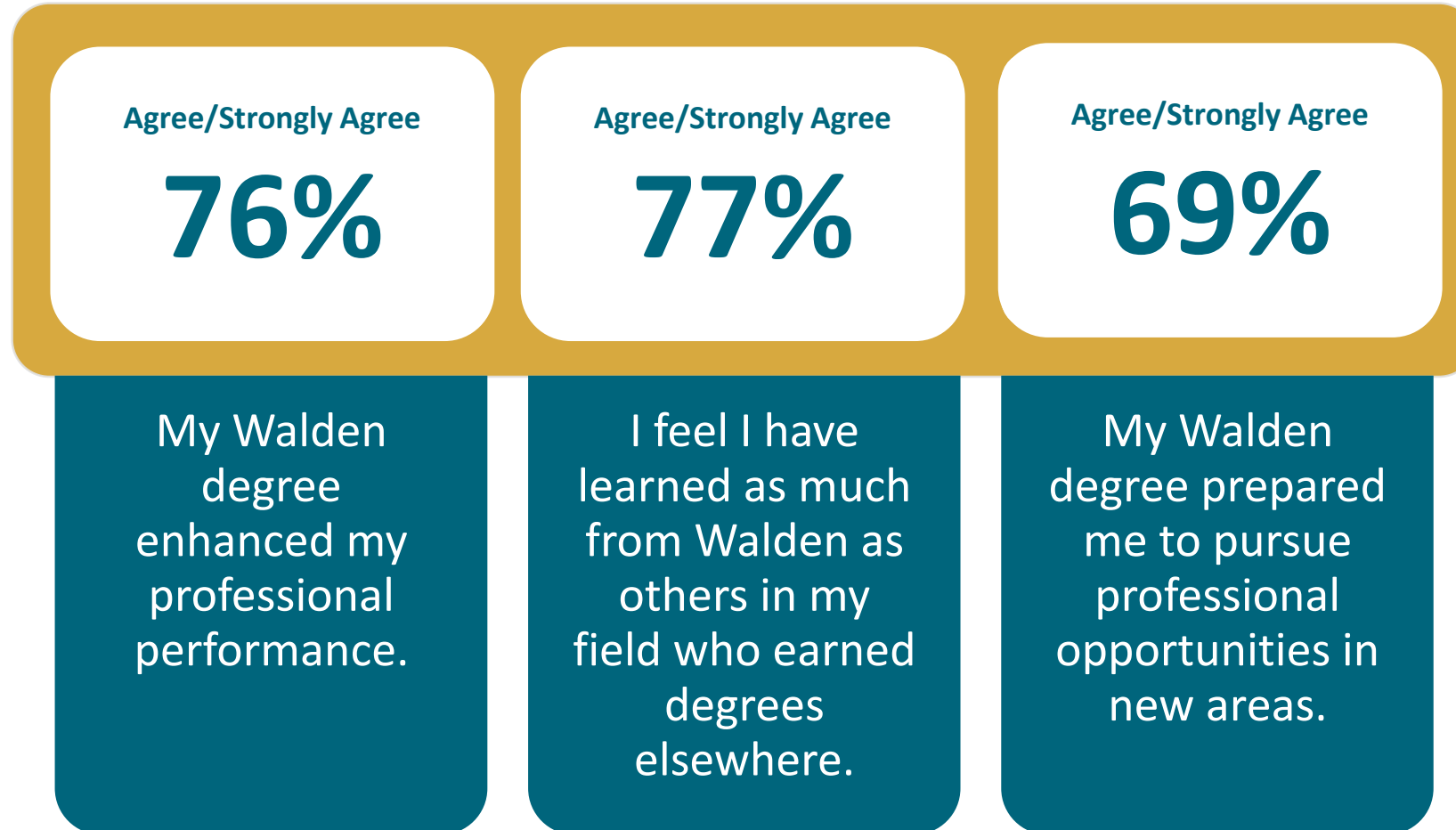


7 Source: The 2018 Alumni Satisfaction Survey was a web-based survey administered to alumni who graduated between January 2015 and December 2017. A total of 2,682 alumni completed the survey for a response rate of 7.45%. The total number of respondents to this question: 2,678 overall and 435 within the College of Management and Technology.

Source: The 2018 Alumni Satisfaction Survey was a web-based survey administered to alumni who graduated between January 2015 and December 2017. A total of 2,682 alumni completed the survey for a response rate of 7.45%. The total number of respondents to this question: 1,622 overall and 438 within the College of Management and Technology.

ALUMNI PROFESSIONAL IMPACT OF EARNING A DEGREE

Q: For each statement, please indicate your level of agreement or disagreement about the impact of Walden on your professional life. (Agreement response options: Strongly Disagree, Disagree, Neither Disagree nor Agree, Agree, Strongly Agree).



ALUMNI PUBLICATIONS

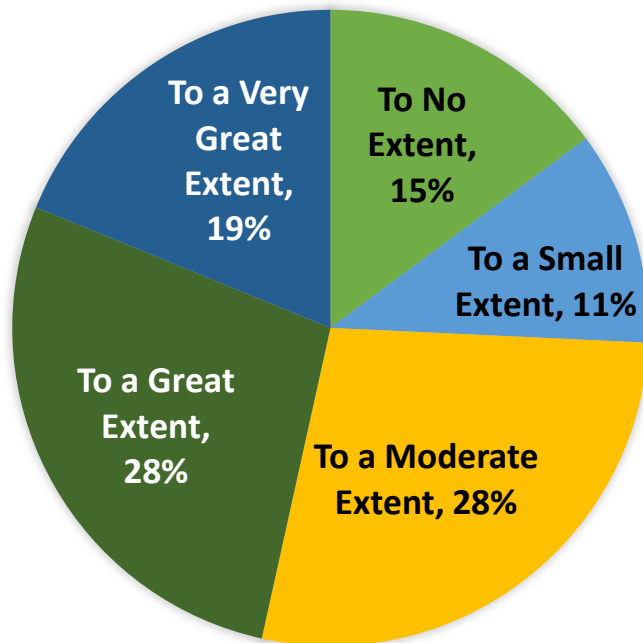
Q: (Of those who indicated that since starting at Walden, they have published a book chapter, book, or article, or given a conference presentation) Since you graduated from Walden, please indicate how many presentations or publications of each type you have delivered or published.



ALUMNI EFFECTING SOCIAL CHANGE & VOLUNTEERISM

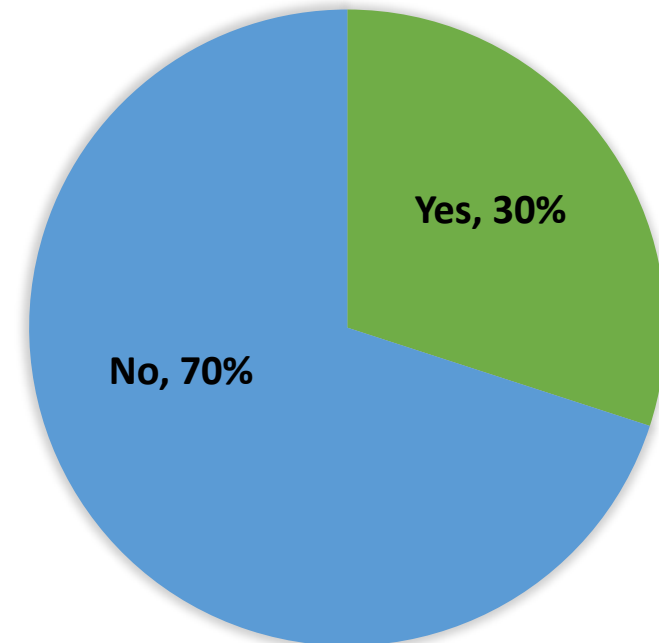
SOCIAL CHANGE

Q: To what extent have your Walden studies helped you contribute to positive social change inside or outside your profession?



VOLUNTEERISM

Q: Within the past year, have you done any volunteer activities through or for an organization?



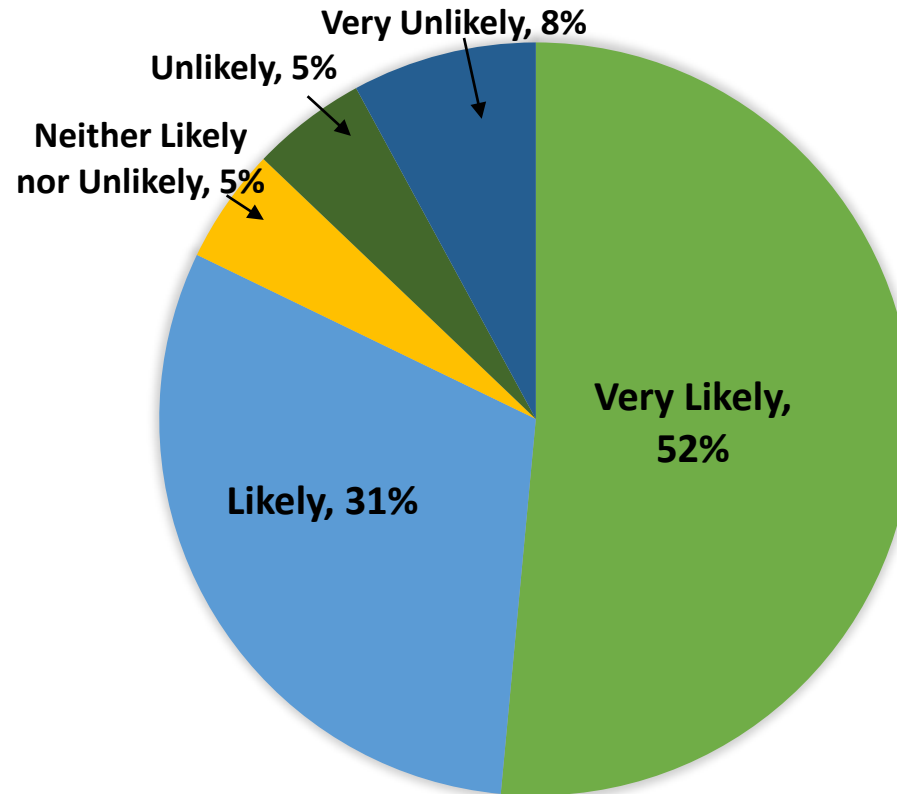
Source: The 2018 Alumni Satisfaction Survey was a web-based survey administered to alumni who graduated between January 2015 and December 2017. A total of 2,682 alumni completed the survey for a response rate of 7.45%. The total number of respondents to this question: 2,174 overall and 356 for the College of Management and Technology.

Source: The 2018 Alumni Satisfaction Survey was a web-based survey administered to alumni who graduated between January 2015 and December 2017. A total of 2,682 alumni completed the survey for a response rate of 7.45%. The total number of respondents to this question: 2,336 overall and 383 for the College of Management and Technology.

ALUMNI LIKELIHOOD OF RECOMMENDING WALDEN

LIKELIHOOD OF RECOMMENDING

Q: How likely are you to recommend Walden University to others?



Alumni on Professional Skills Abilities

Q: For each of the following skills, please indicate your current ability level.
(Response options: No Skill, Beginner, Intermediate, Advanced, Proficient)

Communication Skills	% Advanced or Proficient
Oral communication (professional oral communication in meetings, etc.)	85.4%
Written communication (professional written communication—reports, memos, professional e-mails, etc.)	91.3%
Presentation skills (presentations in the workplace, professional conference presentations, etc.)	83.6%
Leadership (leading a team of others toward a common goal)	86.5%
Management (managing a team of others)	82.0%
Teamwork (works effectively with a team toward a common goal)	92.2%
Working well with diverse populations	93.4%
Teaching/training others	83.8%
Problem-Solving Skills & Professional Knowledge	% Advanced or Proficient
Critical-thinking skills	90.6%
Developing solutions to organizational problems	87.2%
Applying academic knowledge to professional practice	85.4%
Analyzing issues from multiple perspectives	88.6%
Able to adapt to different situations (organizational changes, learning situations, etc.)	91.3%
Staying current with knowledge in your profession	83.8%

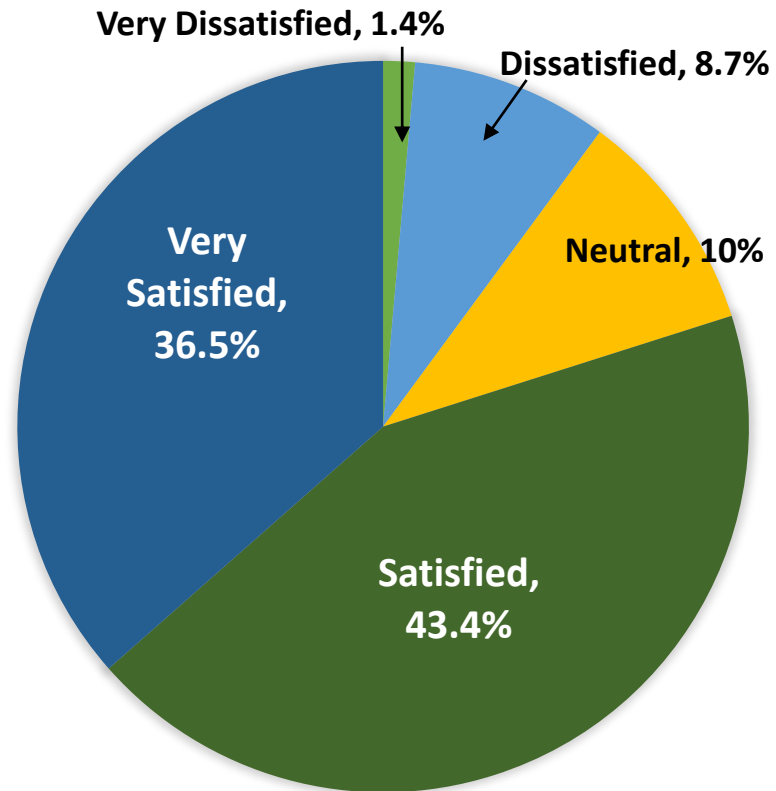
Research Skills	% Advanced or Proficient
Identifying organizational research needs	75.6%
Interpreting published research findings (journal articles, etc.)	76.7%
Designing research projects (projects to address problems involving data collection, analysis, and interpretation)	70.8%
Performing library-based research	82.6%
Performing quantitative analyses (statistical analyses)	61.0%
Performing qualitative analyses	68.3%
Conducting mixed-methods research	56.2%

Social Change & Ethical Skills	% Advanced or Proficient
Influencing other professionals in your field	79.7%
Influencing other professionals outside your field	74.9%
Leading positive social change	73.3%
Participating in positive social change	76.9%
Using ethical standards of your field	89.3%

FACULTY SATISFACTION

OVERALL SATISFACTION

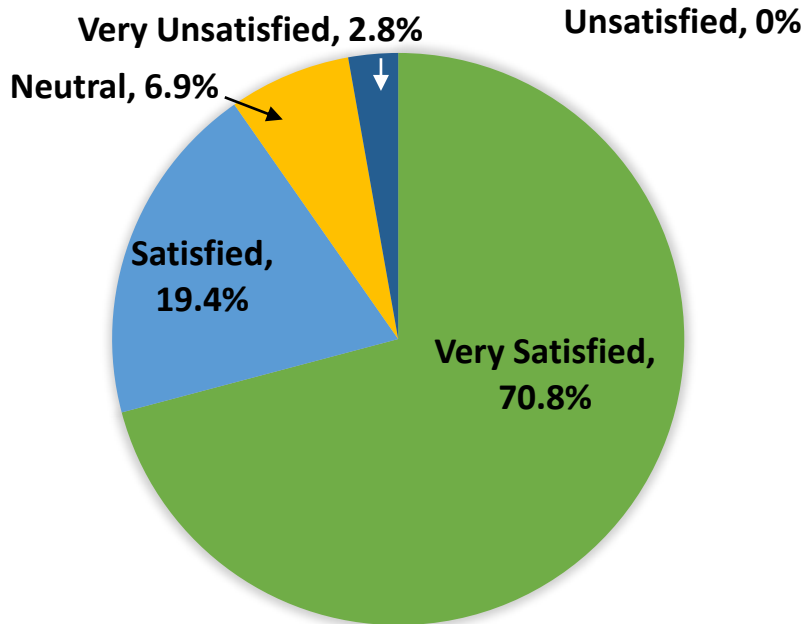
Q: Overall, how satisfied are you as a faculty member at Walden?



EMPLOYERS ON WALDEN

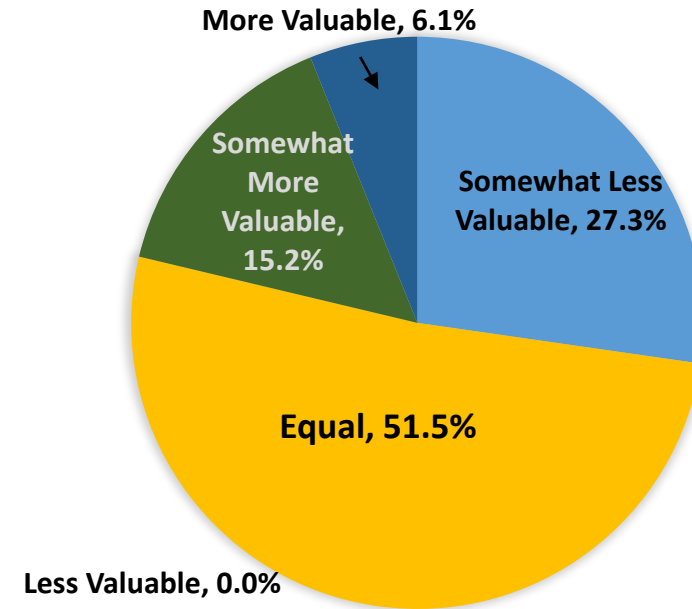
OVERALL SATISFACTION

Q: Overall, how satisfied are you with the Walden graduate employed at your organization?



VALUE OF ONLINE LEARNING

Q: How do you view online degrees compared to degrees earned in a face-to-face setting?



The Walden University Employer Survey is administered by the Office of Institutional Research and Assessment (OIRA) to gather feedback from employers of Walden graduates. For the current year's survey, Walden graduates provided permission to contact their employer on the 2018 Walden University Alumni Survey, graduation surveys completed between August 2017 and July 2018, or graduation applications completed between August 2017 and July 2018. Employers were sent the survey on September 19, 2018 and were given until October 15, 2018 to complete it. A total of 2,589 survey invitations were distributed, with 625 responses received, for a response rate of 24.1%. Number of respondents to this question: 507 overall and 72 from the College of Management and Technology.

The Walden University Employer Survey is administered by the Office of Institutional Research and Assessment (OIRA) to gather feedback from employers of Walden graduates. For the current year's survey, Walden graduates provided permission to contact their employer on the 2018 Walden University Alumni Survey, graduation surveys completed between August of 2017 and July of 2018, or graduation applications completed between August of 2017 and July of 2018. Employers were sent the survey on September 19, 2018 and were given until October 15, 2018 to complete it. A total of 2,589 survey invitations were distributed, with 625 responses received, for a response rate of 24.1%. Number of respondents to this question: 437 overall and 66 from the College of Management and Technology.

Skill	% Improved
Written communication	82.0%
Critical thinking	82.0%
Designing research projects	88.9%
Conducting mixed-methods research	89.7%
Performing qualitative analyses	87.5%
Performing quantitative analyses	82.9%
Interpreting published research findings	80.0%
Developing solutions to organizational problems	91.5%
Applying academic knowledge to professional practice	87.9%
Analyzing issues from multiple perspectives	83.6%
Influencing other professionals in your field	76.3%
Leading positive social change	76.1%
Teaching/training others	79.7%
Using ethical standards of your field	60.0%
Working well with diverse populations	68.3%
Staying current with knowledge in your profession	88.7%

Skill	% Improved
Adapting to different learning environments	77.2%
Teamwork (works well with others toward a common goal)	63.9%
Leadership (leads team toward a common goal)	71.4%
Computer skills	61.0%
Time management	58.3%
Project management	73.7%
People management	63.0%
Understanding how your business works	85.0%
Budget management	70.7%
Knowledge of internet and social media	52.9%
Ability to learn (trainability)	72.1%
Oral communication	78.7%
Influencing other professionals outside your field	76.7%
Identifying organizational research needs	84.1%
Performing library-based research	87.9%
Participating in positive social change	75.0%

Employers on Professional Skills Improvement

Q: For each of the general and professional skills listed, indicate the extent to which the Walden graduate improved from the time they started their program to the time they graduated. If the employee was not employed at the time they started their degree but was employed before they finished their degree, please indicate the extent that their skills improved while at your organization.